




SWIFTCO 6.9M 3500KG BOAT TRAILER DATA SHEET



SIZES AND WEIGHTS

- ✓ Bow Eye to Transom From: 5.70m to 6.70m
- ✓ Bow to Transom boat length: 6.30m to 7.0m
- ✓ Boat-Motor-Trailer Weight (BMT): 3500Kg
- ✓ Trailer Weight: 590Kg
- ✓ Trailer OA Length: 8.50m
- ✓ Trailer OA Width: 2.50m
- ✓ Distance Between Guards: 1.970m
- ✓ Chassis Main Beam: 200 Aluminium I Beam T6 400MPA

SPECIFICATIONS

- ✓ Axles: 2 x Dexter Axles (4000Kg) Load Share
- ✓ Axle Type: 50mm
- ✓ Wheel Size: 15 Inch Alloys
- ✓ Boat Support: Keel Ladder & Wobble Rollers = 32
- ✓ Chassis Assembly: Bolted
- ✓ Stud Pattern: 5 Stud Ford
- ✓ Lighting: LED Submersible Type
- ✓ Winch Type: 1500Kg Webbing/strap
- ✓ Brake Type: Hydrastar - Braided Brake Line
- ✓ Calliper Type: USA - DEEMAXX
- ✓ Rotor Type: 12" Ventilated Slip over with Lazy Hub

Swiftco have been manufacturing high quality trailers **Since 1975.**

ROVER APPROVED (Federal Road vehicle Standards legislation) manufactured to strict **Australian Standards.**

INDUSTRY LEADING 6 YEAR FRAME WARRANTY.
... so you can **ALWAYS** trust a Swiftco.

The boat trailer comes standard with:

- ✓ 200mm T6 Structural Aluminum I Beam (400MPA)
- ✓ Frame tested and rated to over 4000Kg
- ✓ 6 Year Frame Warranty
- ✓ 5 Year Light Warranty
- ✓ New 11 Tank Marine Powdercoat brackets (Eliminating Electrolysis)
- ✓ Comes Standard with Keel Ladder roller System
- ✓ Alloy Wheels as standard
- ✓ Heavy Duty Load Share Galvanised Suspension
- ✓ Comes Standard with DEEMAXX Ventilated slip over rotors
- ✓ Comes Standard with DEEMAXX Calipers
- ✓ Choice of Jockey wheel or Removable Jockey Stand